



“ILSA” EARRINGS



Material (for one pair of earrings):

Matubo Rulla (42 pcs)

Matubo 7/0 (6 pcs)

Pinch Beads (24 pcs)

Toho 15/0 (48 pcs)

Small Dagger Beads 3x11mm (4 pcs)

Big Dagger Beads 5x16mm (2 pcs)

Jump rings (4 pcs)

Eyepins 50mm (2 pcs)

Studs or any other earring component of your choice (2 pcs)


Beading needle size 10 to 12

Beading thread (Nymo, S-lon, Fireline)

Pliers – flush-cutter, flat-nose, round-nose

Difficulty: For beginners / intermediate


Note before you start: Keep the tense of the thread quite tough all the time to keep the beads together.



1) Thread your needle with a comfortable length of thread (approx.. 75cm) and string 1x 15/0, 1x Rulla, 1x 15/0, 1x Rulla... 5 pcs of each in total.



6) Repeat step 5 4 more times to finish this row. Pass the needle through the first Pinch bead of this row.




2) Slide all the beads to the end of the thread (leave a 20 cm tail) and tie a square knot to form a ring. Make step up to pass the needle through the upper hole of Rulla.



7) Exiting Pinch bead, pick up 1x15/0, 1xPinch bead, 1x15/0 and pass the needle through the same Pinch bead (make a little loop above Pinch bead). Pass the needle through the next Rulla and Pinch bead.



3) Exiting the upper hole of Rulla, pick up 1xRulla and pass the needle through the upper hole of the next Rulla.



8) Repeat step 7 4 more times. Pass the needle through the next Rulla, 15/0 and Pinch bead of this row.



4) Repeat step 3 4 more times to finish this row. Pass the needle through the first Rulla of this row. Make step up as in step 2 (pass the needle through the upper hole of the same Rulla).



9) Exiting Pinch bead, pick up 1xRulla and pass the needle through the next Pinch bead.



5) Exiting the upper hole of Rulla, pick up 1xPinch bead and pass the needle through the upper hole of the next Rulla.



10) Repeat step 9 4 more times to finish this row. Pass the needle through the first Rulla of this row. Make step up up as in step 2 (pass the needle through the upper hole of the same Rulla).



11) Exiting the upper hole of Rulla, pick up 1xRulla and pass the needle through the upper hole of the next Rulla.



16) Pull your thread firmly and tie an overhead knot between every two or three beads as you work. Trim the working thread. Do the same with the other end of the thread.



12) Repeat step 11 4 more times to finish this row. Pass the needle through the first Rulla of this row. Make step up as in step 2 (pass the needle through the upper hole of the same Rulla).



17) Thread your needle with a comfortable length of thread and, leaving a 20cm tail, pick up 1xRulla, 1xPinch bead, 1xSmall Dagger, 1xBig Dagger, 1xSmall Dagger, 1xPinch bead and pass the needle through the second hole of Rulla.



13) Exiting the upper hole of Rulla, pick up 1x15/0 and pass the needle through the upper hole of the next Rulla.



18) Exiting Rulla, pick up 2x15/0, 1x7/0, 2x15/0. Make a square knot and pass the needle through all beads again to finish a shape. Tie an overhead knot between every two or three beads as you work. Trim the working thread. Do the same with the other end of the thread.



14) Repeat step 13 4 more times to finish this row. Pass the needle through the first 15/0 of this row.



19) Using an eyepin pick up 1x7/0 and 1xPinch bead and pass it through the beaded bead. Then pick up 1xPinch bead and 1x7/0 and make a plain loop on the other end.



15) To finish the beaded bead, pass the thread through all beads of the last row couple of times and then to fix and form whole bead together pass the needle through all beads of the beaded bead.



20) Using jump rings connect one end of the beaded bead with the little pendant (connect the plain loop and 7/0) and the other end of the beaded bead with an earring finding.

Repeat steps 1 to 20 to make the second earring.



Rulla 63030/43400
Matubo 7/0 63030/43400
Toho 15/0 262
Pinch beads 00030/26441
Daggers 3x11mm
00030/26441
Daggers 5x16mm
63030/43400



Rulla 30060/22501
Matubo 7/0 23980/14400
Toho 15/0 81
Pinch beads 23980/14400
Daggers 3x11mm
23980/14400
Daggers 5x16mm
23980/14400



Rulla 23980/14415
Matubo 7/0 00030/15695
Toho 15/0 83
Pinch beads 23980/14415
Daggers 3x11mm
23980/14415
Daggers 5x16mm
23980/14415



Rulla 23980
Matubo 7/0 23980
Toho 15/0 49
Pinch beads 23980
Daggers 3x11mm 23980
Daggers 5x16mm 23980

You can always make the little pendant using different beads, for example Twist, Tila or Tile, Silky, Rizo, SuperUno... as you can see on the pictures below.



Rulla 00030/95200
Matubo 7/0 00030/95200
Toho 15/0 2113
Pinch beads 00030/95200
Rizo 00030/95200
Twist 00030/95200



Rulla 03000/65435
Matubo 7/0 03000/65431
Toho 15/0 457
Pinch beads 63110/43400
Silky beads Dia 6x6mm
03000/65431
O beads 03000/65431
Daggers 3x11mm
63110/43400
Daggers 5x16mm
63110/43400



Rulla 23980/22201
Matubo 7/0 23980/22201
Toho 15/0 49
Pinch beads 23980
Silky beads Cross 6x6mm
23980/22201
Rizo 23980/22201
Daggers 5x16mm
23980/22201