



Timbuktu Earrings

Surprisingly easy and fast-to-make beaded earrings with new Matubo Nib-Bit




Material (for one pair of earrings):

- Matubo NIB-BIT (16 pcs)
- Matubo 7/0 (8 pcs)
- Matubo Superduo (8 pcs)
- 11/0 Japanese seed beads (16 pcs)
- 15/0 Japanese seed beads (approx. 0,3 gram)
- Earring components, jump rings
- Beading needle and thread (Nymo, Fireline)


Difficulty: Intermediate




1) String one 11/0, one Superduo, one 11/0, one Superduo ... total four of each.



2) Slide all the beads to the end of the thread and tie a square knot to form a circle. Then pass through the upper hole of the nearest Superduo.



3) Add two NB beads (narrow end) and pass through the upper hole of the next Superduo in the row.




4) Repeat step 3, until you reach the end of the row..




5) At the end of the row add the last two NB beads, pass through the upper hole of the last Superduo and then through the lower hole of the next NB bead.




6) Then pass back through the upper hole of the same NB bead.



7) In the gap above the Superduo add one 11/0 and pass through the upper hole of the next NB bead.




8) In the corner add one 7/0 and pass through the upper hole of the next NB bead.




9) Repeat steps 7 and 8...




10) ... until you reach the end of the row.
At the end of the row add one last 7/0, pass through the upper hole of the last NB bead and through the first 11/0 you added in this row.



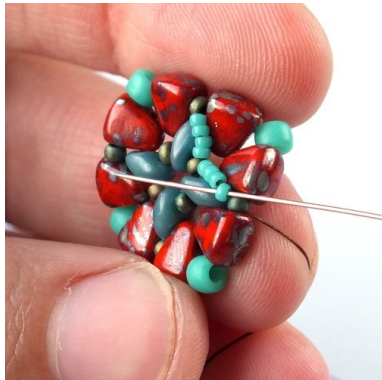
11) Add four 15/0s and pass through the nearest 11/0 in the center of the earring.



12) Add four 15/0s and pass through the nearest 11/0 in the outer row of the earring.




17) ... and through the nearest 11/0 and through the upper hole of the next NB bead.




13) Pass back through the last 15/0 from the previous step.




18) Skip the 7/0 in the corner and then pass through the upper hole of the next NB bead, the next 11/0 and one more NB bead.




14) Add three more 15/0s and pass through the nearest 11/0 in the center of the earring.




19) Repeat step 18, until you reach the end of the row. Keep your tension very tight.



15) Repeat steps 12-14, until you reach the end of the row.



20) Weave through the last row one more time, but in each corner add one 15/0 (to cover the thread from the previous row).



16) At the end of the row add the last three 15/0s and pass through the first 15/0 you added in this row...



21) The earring is finished. Tie a few half-hitch knots and cut off all the remaining thread. Use a jump ring to attach an earring component of your choice.

Colorways



Matubo NIB-BIT 93140/43400
 Matubo Superduo 63130/85001
 Matubo 7/0 63130/84110
 11/0 Miyuki Seed Beads 2008
 Matte Met. Patina Iris
 15/0 Miyuki Seed Beads 412
 Opaque Turquoise Green



Matubo NIB-BIT 53420/84110
 Matubo Superduo 63030/85001
 Matubo 7/0 53420
 11/0 Miyuki Seed Beads 2038
 Matte Slate Blue
 15/0 Miyuki Seed Beads 4482
 Duracoat Opaque Dyed Faded
 Denim



Matubo NIB-BIT 33050/15001
 Matubo Superduo 63130
 Matubo 7/0 63130/84110
 11/0 Miyuki Seed Beads 457
 Metallic Dark Bronze
 15/0 Miyuki Seed Beads 4204
 Duracoat Galvanized Champagne



Matubo NIB-BIT 63130/84110
 Matubo Superduo 02010/24109
 Matubo 7/0 03000/29123
 11/0 Miyuki Seed Beads 457L
 Metallic Light Bronze
 15/0 Miyuki Seed Beads 457
 Metallic Dark Bronze



Matubo NIB-BIT 23980/24206
 Matubo Superduo 93200/15780
 Matubo 7/0 93200/15780
 11/0 Miyuki Seed Beads 4212
 Duracoat Galvanized Dk. Berry
 15/0 Miyuki Seed Beads 4212
 Duracoat Galvanized Dk. Berry



Matubo NIB-BIT 93140/43400
 Matubo Superduo 63130
 Matubo 7/0 63130/84110
 11/0 Miyuki Seed Beads 4221F
 Duracoat Galv. Matte Lt. Pewter
 15/0 Miyuki Seed Beads 4221
 Duracoat Galv. Lt. Smokey Pewter



Matubo NIB-BIT 00030/98842
 Matubo Superduo 13020/85001
 Matubo 7/0 23980/27133
 11/0 Miyuki Seed Beads 2005
 Matte Metallic Raspberry Iris
 15/0 Miyuki Seed Beads 1428
 S/L Wine



Matubo NIB-BIT 93140/85001
 Matubo Superduo 63130
 Matubo 7/0 23980/14415
 11/0 Miyuki Seed Beads 4202F
 Duracoat Galvanized Matte Gold
 15/0 Miyuki Seed Beads 4202
 Duracoat Galvanized Gold



Matubo NIB-BIT 03000/65401
 Matubo Superduo 23980/79080
 Matubo 7/0 03000/43400
 11/0 Miyuki Seed Beads 4221F
 Duracoat Galv. Matte Lt. Pewter
 15/0 Miyuki Seed Beads 492FR
 Matte Opaque Cream AB