



earrings
Melora



Material (pair of earrings)

16 pcs **Minigemduo**
44 pcs **Rulla**
32 pcs **Toho Demi Round 8/0**
16 pcs **Fire polished beads 3 mm**
16 pcs **Matubo 8/0**
32 pcs **Toho 11/0**
2 pcs **Round beads 6mm**

ear wire hooks, jump rings (4 pcs 8 mm or 2 pcs 6 mm)
for decoration: head pins, eye pins, bigger beads, chain, tassels...

beading needle (size 10-12)
beading thread (S-Lon, Nymo...)

Difficulty: for beginners and intermediate

thread, direction of weaving




knot
(end of weaving)




1) String MGD, TDR, Rulla, TDR. Repeat three times. All Minigemduos must face the same direction!



2) Tie the beads together and tighten firmly so that the 6 mm bead does not pass through the hole.



3) Go through TDR and Rulla. Then pass back through the free hole of the same Rulla.




4) Add Rulla, T11/0 and go through the free hole of MGD.




5) Add FP, go through the free hole of the next Rulla, add another FP and go through the free hole of the next MGD.




6) Add T11/0 and Rulla and go through the free hole of the next Rulla.



7) Repeat steps 4), 5) and 6) and go through the already stitched hole of the next Rulla.



8) Pass back through the free hole of the same Rulla, add one Rulla and go through the free hole of the next Rulla.




9) Add Rulla, T11/0, M8/0 and pass through FP, Rulla and FP. Add M8/0, T11/0, Rulla and go through the free hole of the next Rulla.




10) Add Rulla and go through the free hole of the next Rulla. Repeat step 9).



11) Go through the beads as shown, finish with the double knot and stitch.




12) Create a second component - steps 1) - 7).




13) Go back through the free hole of the same Rulla.





14) Turn both parts - MGDs must be flat side up. Go through Rullas of both parts as shown.




15) Tighten both parts together. Insert a 6 mm round bead into the hole.




16) Turn the parts together. (The 6 mm round bead remains attached between the holes of both parts.)



17) Add T11/0 and M8/0 and go through FP, Rulla and FP.



18) Add M8/0 a T11/0 and go through 5x Rulla as shown.




19) Repeat step 17).




20) Repeat step 18). Then go through the following T11/0, M8/0, FP and Rulla.



21) Go through Rulla in the bottom row and then go through Rulla in the top row again as shown. The parts are more firmly connected.



22) Pass through the beads as shown.



23) Repeat step 21).

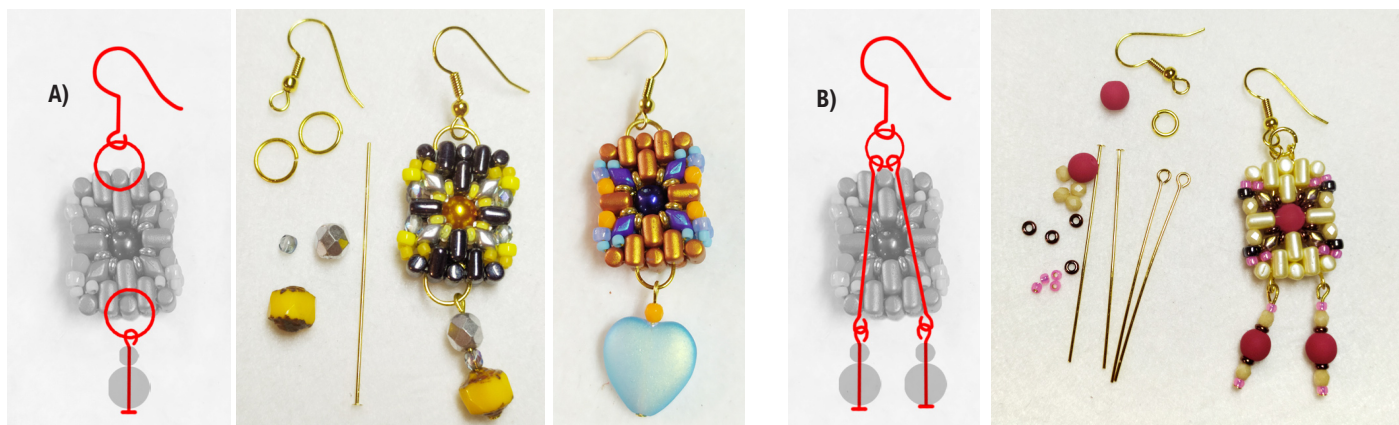


24) Pass through the beads as shown, finish with the double knot and stitch. Create the second earring.



A) Pass the jump ring (8mm) around the Rulla in the middle. Add the jump ring to the opposite side of the component.





A) Attach the earr wire hook and on the opposite side attach a bigger bead on the head pin, tassel or chain.

B) Pass the eye pins through the component as shown. Attach the ear wire hook using the jump ring. On the other side add some bigger beads on the head pins.



Minigemduo: 03000/01890
Rulla: 00030/27000
Toho Demi Round 8/0: TN-08-55F
Fire polished bead 3 mm: 29565
Matubo 8/0: 31010
Toho 11/0: TR-11-2641F
Round bead 6 mm: 29537



Minigemduo: 00030/01700
Rulla: 23980/14400
Toho Demi Round 8/0: TN-08-961F
Fire polished bead 3 mm: 26392AB
Matubo 8/0: 83120
Toho 11/0: TR-11-148F
Round bead 6 mm: 47835



Minigemduo: 00030/90215
Rulla: 02010/25039
Toho Demi Round 8/0: TN-08-222
Fire polished bead 3 mm: 14413P
Matubo 8/0: 23980/14400
Toho 11/0: TR-11-PF2107
Round bead 6 mm: 29527



Minigemduo: 02010/24514
Rulla: 93200/15001
Toho Demi Round 8/0: TN-08-PF553
Fire polished bead 3 mm: 29569
Matubo 8/0: 23980/15726
Toho 11/0: TR-11-55F
Round bead 6 mm: 52735MATT



Minigemduo: 02010/24510
Rulla: 02010/24106
Fire polished bead 8/0: TN-08-PF557
Ohňovky 3 mm: 93120
Matubo 8/0: 31010
Toho 11/0: TR-11-43F
Round bead 6 mm: 12398



Minigemduo: 03000/01890
Rulla: 00030/26440
Fire polished bead 8/0: TN-08-803
Ohňovky 3 mm: 23980-K0171
Matubo 8/0: 90080/85106
Toho 11/0: TR-11-2110
Round bead 6 mm: 47835