



Material one component

44 pcs **Matubo 10/0**
2 pcs **Ginko**
2 pcs **Matubo 8/0**

8 pcs **Toho Demi Round 8/0**
2 pcs **Rulla**

pair of earrings

88 pcs **Matubo 10/0**
4 pcs **Ginko**
4 pcs **Matubo 8/0**
8 pcs **Toho Demi Round 8/0**
4 pcs **Rulla**
20 pcs **Toho Round 15/0**
ear wire hooks or ball stud with loop,
jump rings, for decoration: bigger
beads, head pins, chain

bracelet (9 components without loops
and clasp: lenght approx. 15,5 cm)

380 pcs **Matubo 10/0**
18 pcs **Ginko**
18 pcs **Matubo 8/0**
72 pcs **Toho Demi Round 8/0**
18 pcs **Rulla**
16 pcs **Toho Round 15/0**
16 pcs **Matubo 6/0**
clasp, jump rings


beading needle (size 10 or 12)
beading thread (S-Lon, Nymo...)

Difficulty: for beginners and intermediate


thread, direction
of weaving
→

knot
(end of weaving)


outside
inside



1) String Ginko (from inside), M10/0, M8/0, M10/0.



2) Go back through the free hole of Ginko (from outside).




3) String TDR, Rulla, TDR, Ginko (from inside), M10/0, M8/0, M10/0.



4) Go back through the free hole of Ginko (from outside). String TDR, Rulla, TDR.



5) Tie the beads together with a double knot.



6) Go through Ginko (from inside), M10/0, M8/0, M10/0.



7) Add 3x M10/0 and go through TDR, Rulla, TDR.



8) Add 3x M10/0 and go through M10/0, M8/0, M10/0.



9) Repeat step 7), add 3x M10/0 and go through the next M10/0 and M8/0.



10) Add 2x M10/0 and go through the second and third M10/0 from the previous row.



11) String 2x M10/0, TDR and go through the free hole of Rulla.



12) Add TDR, 2x M10/0 and go through the second and third M10/0 from the previous row.



13) Add 2x M10/0 and go through M8/0.



14) Repeat steps 10) - 13).



15) Go through the next two M10/0, add 2x M10/0 and go through the next two M10/0 and TDR.



16) Add 2x M10/0 and go through the next TDR and 2x M10/0.



17) Add 2x M10/0 and go through 2x M10/0, M8/0 and 2x M10/0.



18) Repeat steps 15) - 17). Finish with the double knot and stitch.



Bracelet: 19) Start creating the next component - steps 1) - 15). Go through 2x M10/0 from the previous component.



20) Pass through the next TDR and 2x M10/0. Repeat steps 17) - 18).

21) Repeat steps 19) - 20) until the bracelet is as long as you need.



22) Go through the beads as shown and add 8x T15/0 to create a loop.



23) Go through 2x M10/0. Pass through 8x T15/0 and 2x M10/0 again. Go through TDR and 2x M10/0.



24) Go through the beads as shown and add M6/0.



25) Repeat step 24) to the end of the bracelet. Create a second loop. Repeat step 24) on the opposite side of the bracelet. Finish with the double knot and stitch.



26) Use jump rings to attach the clasp.



Earrings 19) Go through the beads, add 5x T15/0 and go through 2x M10/0 as shown.



20) Repeat step 19). Finish with the double knot and stitch. Create the second earring.



21) Add ear wire hook or ball stud with loop. Use the jump ring to attach the headpins with beads, chain to the bottom loop.



Matubo 10/0: 00030/01670
Ginko: 00030/29503D0
Rulla: 03000/14457
Matubo 6/0: 13020
Matubo 8/0: 03000/14413
Toho Demi Round 8/0: TN-08-PF561
Toho Round 15: TR-15-55



Matubo 10/0: 00030/38189
Ginko: 00030/25733-49
Rulla: 93200/15001
Matubo 6/0: 93200/14400
Matubo 8/0: 81250
Toho Demi Round 8/0: TN-08-89
Toho Round 15: TR-15-5BF



Matubo 10/0: 600020/81800
Ginko: 23980/21455
Rulla: 02010/24106
Matubo 6/0: 63130/86805
Matubo 8/0: 63900
Toho Demi Round 8/0: TN-08-222
Toho Round 15: TR-15-222



Matubo 10/0: 93200/86805
Ginko: 02010/24608
Rulla: 03000/14449
Matubo 6/0: 03000/01890
Matubo 8/0: 91250
Toho Demi Round 8/0: TN-08-PF537
Toho Round 15: TR-15-49F



Matubo 10/0: 00030/01700
Ginko: 23980/22203
Rulla: 00030/01700
Matubo 6/0: 33050
Matubo 8/0: 31010
Toho Demi Round 8/0: TN-08-977
Toho Round 15: TR-15-8F



Matubo 10/0: 03000/15001
Ginko: 00030/25277-49
Rulla: 23980/15726
Matubo 6/0: 70120
Matubo 8/0: 61100
Toho Demi Round 8/0: TN-08-55F
Toho Round 15: TR-15-2107

